



NON-STERILE NON-MEDICATED NATURAL RUBBER LATEX MALE CONDOMS

INSTRUCTION FOR USE

FRONT

IMPORTANT POINTS TO KNOW BEFORE USING A CONDOM

1. If extra lubrication is needed, use water-based lubricants.
2. **DO NOT USE OIL BASED LUBRICANTS** such as petroleum jelly, baby oil, body lotions, massage oils, butter, margarine, etc., as they may weaken the condom and cause subsequent failure of the product. If you're using topical medicines, please consult a doctor or pharmacist about the compatibility of topical medicines that might come in contact with the condom.
3. Do not use the condom if the rubber materials are sticky or brittle. If the individual container is obviously damaged, discard that condom and use a new one from an undamaged package.
4. Seek medical assistance as soon as possible, at least within 72 hours should a condom leak or burst during use.
5. Condoms are for single use only; reusing condom could increase the risk of breakage and infection.
6. When used correctly every time you have sex, latex condoms help prevent pregnancy, reduce the risk of transmitting HIV/AIDS and other sexually transmitted infection.
7. No method of contraception can provide 100% protection against pregnancy or transmission of HIV and STIs. If you suspect that you or your partner may have become pregnant or infected, consult your doctor immediately.
8. This product contains natural rubber latex which may cause allergic reactions including anaphylactic shock. If you are allergic to natural rubber latex products, consult your doctor for advice before use.
9. Store in a cool dry place away from direct sunlight.
10. Keep away from children.
11. There is a risk of choking using a condom orally.
12. The use of additional lubricants during anal sex may reduce the risk of breakage.
13. Condom is a medical device intended to be used by lay persons – sexually active individuals.
14. Report any serious incident occurred from using the device to the manufacturer and the relevant national competent authority.
15. These condoms conform to International Standard ISO 4074/ EN ISO 4074.



Karex Industries Sdn. Bhd.
PTD 7906 & 7907, Taman Pontian Jaya,
Batu 34, Jalan Johor, 82000 Pontian,
Johor, Malaysia.

Carex® [logo]

Instruction For Use

CE mark

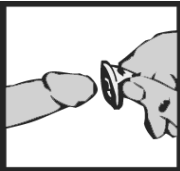


BACK

Instruction For Use



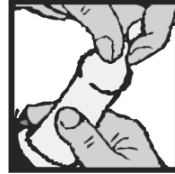
1. Carefully tear off foil pack, making sure not to damage the condom.



2. During removal from foil, avoid damage to the condom by fingernails, jewelry and etc.



3. Squeeze the reservoir end of the condom gently, between the thumb and the forefinger to expel the air out of the tip, while placing the condom over the head of the erect penis. This must be done before any contact occurs between the penis and the partner's body to assist in the prevention of sexually transmitted infectious and pregnancy.



4. While still holding the reservoir tip, unroll the condom over the entire length of the erect penis with the other hand.



5. Stop and check if the condom slipping off or tightening excessively onto the penis as this might lead to breakage.



6. After ejaculation, hold on the rim of the condom and slowly withdraw the penis while it is still erect so that the condom does not slip off.

7. Remove the condom from your penis by sliding it off slowly. It is important not to permit the penis or used condom to touch the vagina area after withdrawal.

8. Wrap the used condom and dispose it hygienically in a closed rubbish bin.


	Store in a cool, dry place		Keep away from sunlight		Use by date
	Contains natural rubber latex		Manufacturer		Consult instructions for use
	Importer		Do not reuse		Batch code
	European authorized representative		Medical device		Unique Device Identifier



NON-STERILE NON-MEDICATED NATURAL RUBBER LATEX MALE CONDOMS

INSTRUCTION FOR USE


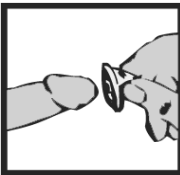
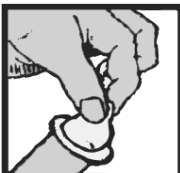
FRONT

<p>IMPORTANT POINTS TO KNOW BEFORE USING A CONDOM</p> <ol style="list-style-type: none">1. If extra lubrication is needed, use water-based lubricants.2. DO NOT USE OIL BASED LUBRICANTS such as petroleum jelly, baby oil, body lotions, massage oils, butter, margarine, etc., as they may weaken the condom and cause subsequent failure of the product. If you're using topical medicines, please consult a doctor or pharmacist about the compatibility of topical medicines that might come in contact with the condom.3. Do not use the condom if the rubber materials are sticky or brittle. If the individual container is obviously damaged, discard that condom and use a new one from an undamaged package.4. Seek medical assistance as soon as possible, at least within 72 hours should a condom leak or burst during use.5. Condoms are for single use only; reusing condom could increase the risk of breakage and infection.6. When used correctly every time you have sex, latex condoms help prevent pregnancy, reduce the risk of transmitting HIV/AIDS and other sexually transmitted infection.7. No method of contraception can provide 100% protection against pregnancy or transmission of HIV and STIs. If you suspect that you or your partner may have become pregnant or infected, consult your doctor immediately.8. This product contains natural rubber latex which may cause allergic reactions including anaphylactic shock. If you are allergic to natural rubber latex products, consult your doctor for advice before use.9. Store in a cool dry place away from direct sunlight.10. Keep away from children.11. There is a risk of choking using a condom orally.12. The use of additional lubricants during anal sex may reduce the risk of breakage.13. Condom is a medical device intended to be used by lay persons – sexually active individuals.14. Report any serious incident occurred from using the device to the manufacturer and the relevant national competent authority.15. These condoms conform to International Standard ISO 4074/ EN ISO 4074. <p> Innolates Sdn. Bhd. Lot 591 & 594, Persiaran Raja Lumu, Pandamaran Industrial Estate, 42000 Port Klang, Selangor, Malaysia.</p>	<p>Brand Name [logo]</p> <p>Instruction For Use</p> <p>CE mark</p>
------------------------------------------------------------------------------------------------------------------------------------------------------------------------------------------------------------------------------------------------------------------------------------------------------------------------------------------------------------------------------------------------------------------------------------------------------------------------------------------------------------------------------------------------------------------------------------------------------------------------------------------------------------------------------------------------------------------------------------------------------------------------------------------------------------------------------------------------------------------------------------------------------------------------------------------------------------------------------------------------------------------------------------------------------------------------------------------------------------------------------------------------------------------------------------------------------------------------------------------------------------------------------------------------------------------------------------------------------------------------------------------------------------------------------------------------------------------------------------------------------------------------------------------------------------------------------------------------------------------------------------------------------------------------------------------------------------------------------------------------------------------------------------------------------------------------------------------------------------------------------------------------------------------------------------------------------------------------------------------------------------------------------------------------------------------------------------------------------------------------------------------------------------------------------------------------------------------------------------------------------------------------------------------------------------------------------------------------------------------------------------------------------------------------------------------------------------------------------------------------------------------	-----------------------------------------------------------------------------------------


















BACK PANEL

Instruction For Use

1. Carefully tear off foil pack, making sure not to damage the condom.
2. During removal from foil, avoid damage to the condom by fingernails, jewelry and etc.
3. Squeeze the reservoir end of the condom gently, between the thumb and the forefinger to expel the air out of the tip, while placing the condom over the head of the erect penis. This must be done before any contact occurs between the penis and the partner's body to assist in the prevention of sexually transmitted infectious and pregnancy.
4. While still holding the reservoir tip, unroll the condom over the entire length of the erect penis with the other hand.
5. Stop and check if the condom slipping off or tightening excessively onto the penis as this might lead to breakage.
6. After ejaculation, hold on the rim of the condom and slowly withdraw the penis while it is still erect so that the condom does not slip off.
7. Remove the condom from your penis by sliding it off slowly. It is important not to permit the penis or used condom to touch the vagina area after withdrawal.
8. Wrap the used condom and dispose it hygienically in a closed rubbish bin.


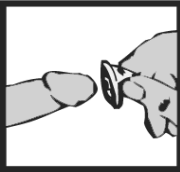
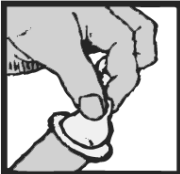




	Store in a cool, dry place		Keep away from sunlight		Use by date
	Contains natural rubber latex		Manufacturer		Consult instructions for use
	Importer		Do not reuse		Batch code
	European authorized representative		Medical device		Unique Device Identifier




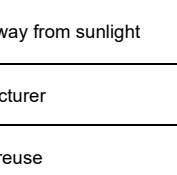


BACK













Instruction For Use

1. Carefully tear off foil pack, making sure not to damage the condom.
2. During removal from foil, avoid damage to the condom by fingernails, jewelry and etc.
3. Squeeze the reservoir end of the condom gently, between the thumb and the forefinger to expel the air out of the tip, while placing the condom over the head of the erect penis. This must be done before any contact occurs between the penis and the partner's body to assist in the prevention of sexually transmitted infectious and pregnancy.

4. While still holding the reservoir tip, unroll the condom over the entire length of the erect penis with the other hand.
5. Stop and check if the condom slipping off or tightening excessively onto the penis as this might lead to breakage.
6. After ejaculation, hold on the rim of the condom and slowly withdraw the penis while it is still erect so that the condom does not slip off.
7. Remove the condom from your penis by sliding it off slowly. It is important not to permit the penis or used condom to touch the vagina area after withdrawal.
8. Wrap the used condom and dispose it hygienically in a closed rubbish bin.

	Store in a cool, dry place		Keep away from sunlight		Use by Date
	Contains natural rubber latex		Manufacturer		Consult Instruction for Use
	Importer		Do not reuse		Batch Code
	European authorized representative		Medical device		Unique Device Identifier



BACK













How To Use A Condom

Prior to sex:

- Use a new condom each time you have sex. Always check the expiry date on the pocket.
- Take your condom out of the packet carefully, making sure that you don't damage it with your fingernails or jewellery.
- Always put the condom on as soon as the penis is erect but before there is any contact with the woman's genital area. This is important because fluid, which may contain sperm, can seep from the penis early during sex.
- Gently squeeze the tip, (the closed end) between your finger and thumb, to expel any trapped air and make space for the man's semen. Unroll the condom over the full length of the penis.
- Check if condom is slipping off/tightening excessively onto the penis as this may lead to breakage.
- Do not use the condom if the rubber material is sticky or brittle or the individual container is obviously damaged. Use a new one from an undamaged package.

After sex:

- After the man has ejaculated but before his erection is completely lost, hold the condom rim firmly around the penis while the penis is withdrawn. This makes sure that the condom doesn't slip, accidentally spilling semen in around the woman's vagina.
- To dispose the used condom, tie a knot in the end of the used condom to seal it. Wrap it in a tissue and dispose it hygienically. Do not flushed it down the toilet.

	Consult Instructions for Use		Batch code
	Contains natural rubber latex		Manufacturer
	Do not reuse		European Authorized representative
	Keep dry		Use By / Expiry Date
	Keep away from sunlight		Importer
	Medical device		Unique Device Identifier



NON-MEDICATED NATURAL RUBBER LATEX MALE CONDOMS

INSTRUCTION FOR USE

FRONT

IMPORTANT POINTS TO KNOW BEFORE USING A CONDOM

1. If extra lubrication is needed, use water-based lubricants.
2. **DO NOT USE OIL BASED LUBRICANTS** such as petroleum jelly, mineral oil and cold cream, as they may weaken the condom and cause subsequent failure of the product. So can some topical medicines that are applied to the penis or vagina. If you are not sure about the effect of the medicines you're using on condoms, ask your doctor or pharmacist.
3. Do not use the condom if the rubber materials are sticky or brittle. If the individual container is obviously damaged, discard that condom and use a new one from an undamaged package.
4. Seek medical assistance as soon as possible, at least within 72hour should a condom leak or burst during use.
5. Condoms are for single use only; reused condom could increase the risk of breakage and infection.
6. When used correctly every time you have sex, latex condoms help prevent pregnancy, reduce the risk of transmitting HIV/AIDS and other sexually transmitted infectious.
7. No method of contraception can provide 100% protection against pregnancy or transmission of HIV and STIs. If you suspect that you or your partner may have become pregnant or infected, consult your doctor immediately.
8. This product contains natural rubber latex which may cause allergic reactions including anaphylactic shock. If you are allergic to natural rubber latex products, consult your doctor for advice before use.
9. Store in a cool dry place away from direct sunlight.
10. Keep away from children.
11. There is a risk of choking using a condom orally.
12. The use of additional lubricants during anal sex can reduce the risk of breakage.
13. Condom is a medical device intended to be used by lay persons - sexually active individuals.
14. Report any serious incident occurred from using the device to the manufacturer and the relevant national competent authority.
15. These condoms conform to International standards ISO 4074/ EN ISO 4074



Innolates (Thailand) Limited
 E1-6, Export Processing Zone,
 Southern Industrial Estate,
 Village 4, Chalung Sub-district,
 Hat Yai District,
 Songkhla, 90110,
 Thailand

Brand Name ® [logo]

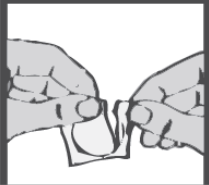
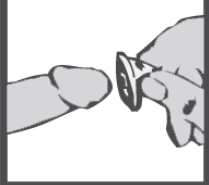

Instruction for Use

CE mark


















BACK

Instruction For Use

- Carefully tear off foil pack, making sure not to damage the condom.
- During removal from foil, avoid damage to the condom by fingernails, jewelry and etc.
- Squeeze the reservoir end of the condom gently, between the thumb and the forefinger to expel the air out of the tip, while placing the condom over the head of the erect penis. This must be done before any contact occurs between the penis and the partner's body to assist in the prevention of sexually transmitted infections and pregnancy.
- While still holding the reservoir tip, Unroll the condom over the entire length of the erect penis with the other hand.
- Stop and check if the condom slipping off or tightening excessively onto the penis as this might lead to breakage.
- After ejaculation, hold on the rim of the condom and slowly withdraw the penis while it is still erect so that the condom does not slip off.
- Remove the condom from your penis by sliding it off slowly. It is important not to permit the penis or used condom to touch the vagina area after withdrawal.
- Wrap the used condom and dispose it hygienically in a closed rubbish bin.

	Keep dry		Keep away from sunlight		Use by Date
	Contains natural rubber latex		Manufacturer		Consult Instruction for Use
	Importer		Do not reuse		Batch code
	European authorized representative		Medical Device		Unique Device Identifier